











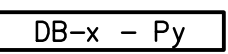





































LEGEND

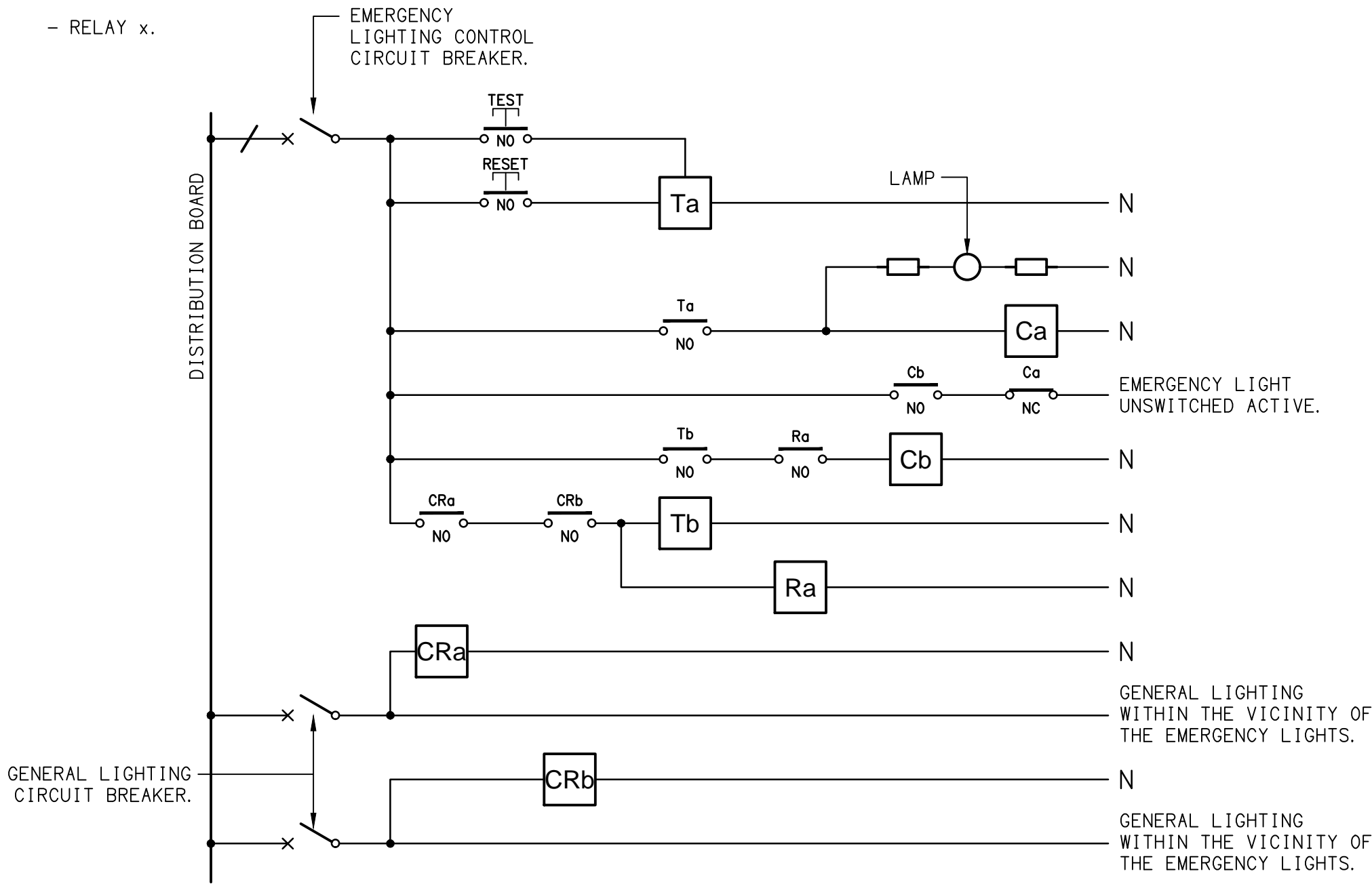
-  ELECTRICAL SERVICES SWITCHBOARD.
-  SWITCHBOARD / CONTROL PANEL NOT PROVIDED AS PART OF THE ELECTRICAL SUBCONTRACT.
-  SINGLE POWER OUTLET.
-  DOUBLE POWER OUTLET.
-  GAMING / TAB OUTLET BY GAMING ELECTRICIAN.
-  SIGNAGE CONNECTION.
-  SINGLE PHASE ISOLATOR.
-  CONDUIT ROUTE.
-  LIGHTING CONTROL SWITCHPANEL, TYPE x.
-  ONE WAY LIGHT SWITCH.
-  CIRCUIT LINE.
-  SWITCH LINE.
-  POWER CIRCUIT DESIGNATION. DENOTES DB AND CIRCUIT.
-  LIGHTING CONTROL CHANNEL REFERENCE.
-  ELECTRICAL EQUIPMENT AS NOTED.
-  REFER TO DETAIL NOTED FOR THE AREA SHOWN HATCHED. ADDITIONAL OUTLETS & FITTINGS MAY BE SHOWN ON DETAIL.
-  FIRE INDICATOR PANEL.
-  FIRE ALARM MANUAL CALL POINT.
-  AUTO DOOR FIRE ALARM INTERFACE.
-  EXISTING HEATER TO BE RETAINED.
-  Sx: LED JOINERY / CEILING STRIP LIGHT, TYPE AS NOTED.
-  E1: GENERAL CEILING RECESSED LED EMERGENCY LIGHT, WHITE.
-  E2: EXISTING EMERGENCY LIGHT TO BE RETAINED.
-  E3 EX: EXISTING EMERGENCY EXIT LIGHT TO BE RETAINED.
-  E4: GENERAL CEILING RECESSED LED EMERGENCY LIGHT, BLACK.
-  EX: EMERGENCY LED EXIT LIGHT.
-  L1: TWO DECORATIVE WALL LIGHTS MOUNTED ONE ABOVE THE OTHER.
-  L2: DECORATIVE SUSPENDED PENDANT.
-  L3: DECORATIVE WALL LIGHT.
-  L4: THREE LAMP DECORATIVE SUSPENDED PENDANT.
-  L5: DECORATIVE UP / DOWN WALL LIGHT.
-  L6: DECORATIVE WALL LIGHT.
-  L7: DECORATIVE PENDANT.
-  L8: RECESSED FEATURE SCREEN UP LIGHT.
-  L9: GARDEN SPIKE LIGHT.
-  L10: EXISTING LIGHT FITTING TO BE RETAINED.

LEGEND

- L11  L11: AMENITY WALL LIGHT.
- L12  L12: 1200 LONG SURFACE BATTEN.
- L13  L13: RECESSED DOWNLIGHT TO MATCH THE ADJACENT L10 FITTING.
- L14  L14: RECESSED DOWNLIGHT BLACK.
- L15  L15: RECESSED DOWNLIGHT WHITE.
- L16  L16: RECESSED DOWNLIGHT BLACK.
- L17  L17: RECESSED ADJUSTABLE DOWNLIGHT BLACK.
- L18  L18: RECESSED DOWNLIGHT WHITE.
- L19  L19: AMENITY PENDANT.
- L20  L20: EXTERNAL BEAM MOUNTED ADJUSTABLE SPOT LIGHT STAINLESS STEEL.
-  G1: GAMING BASE KICK LED STRIP LIGHT.
-  B1: PALM TREE BUD LIGHTS.

EQUIPMENT:

- TEST – TEST PUSH BUTTON MOUNTED ON THE DISTRIBUTION BOARD ESCUTCHEON.
- RESET – RESET PUSH BUTTON MOUNTED ON THE DISTRIBUTION BOARD ESCUTCHEON.
- LAMP – AMBER TEST INDICATING LAMP MOUNTED ON THE DISTRIBUTION BOARD ESCUTCHEON.
- Ta – ADJUSTABLE 0-3 HOUR TIMED RELAY.
- Tb – 15 MINUTE RUN-ON TIMER TO OPERATE UPON THE RETURN OF MAINS POWER.
- Cx – CONTACTOR x.
- CRx – CONTROL RELAY x.
- Rx – RELAY x.

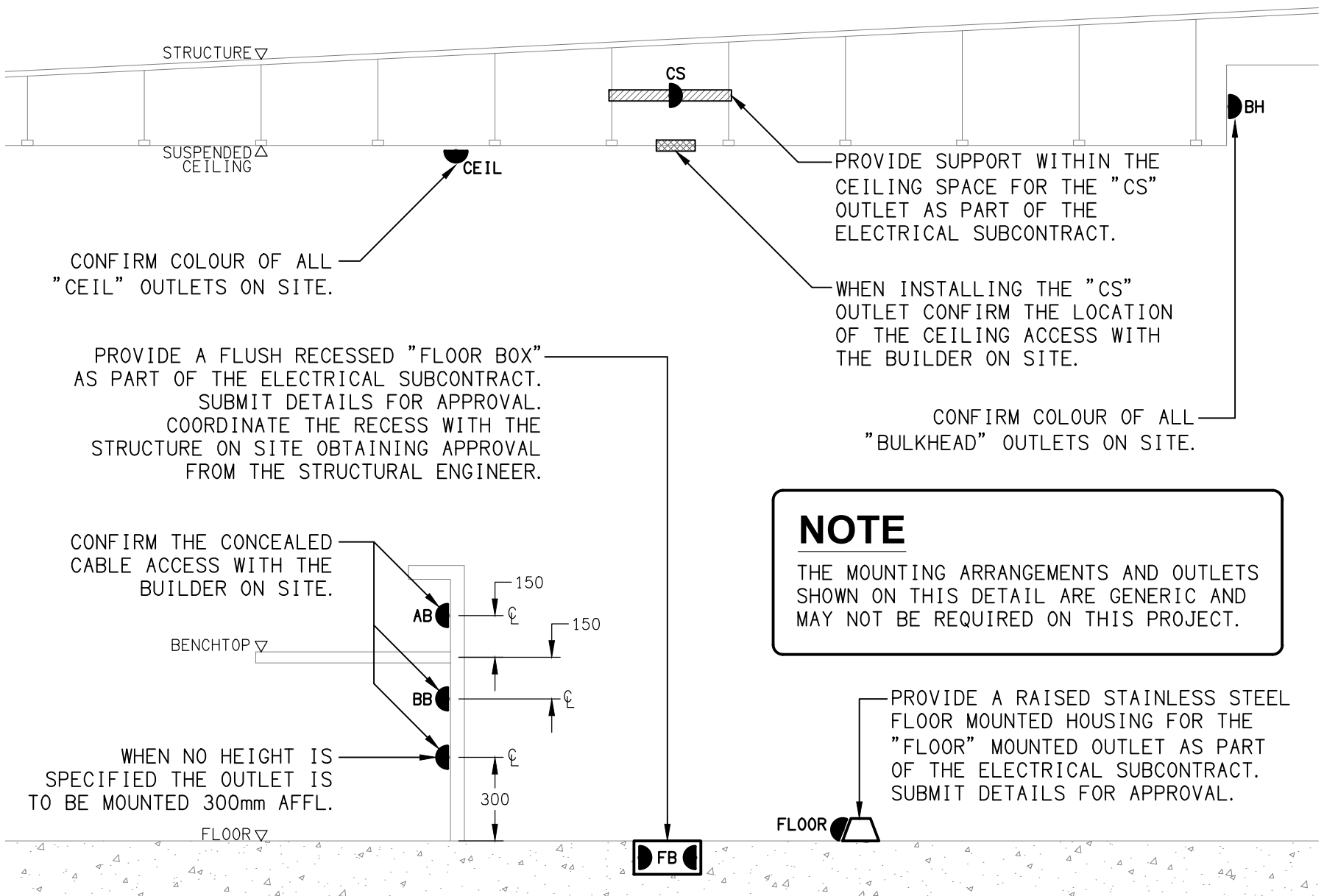


NOTES

1. THE EMERGENCY LIGHT UNSWITCHED ACTIVE / GENERAL LIGHTING SWITCHED ACTIVE CIRCUIT ARRANGEMENT AND CONTROL IS TYPICAL FOR ALL CIRCUITS SUPPLYING EMERGENCY LIGHTS.
2. PROVIDE ADDITIONAL CONTROL RELAYS (CRx) CONFIGURED AS PER CRa AND CRb FOR ALL ADDITIONAL LIGHTING CIRCUITS THAT SUPPLY LIGHTS IN THE VICINITY OF THE EMERGENCY LIGHTS.

SCHEMATIC

EMERGENCY LIGHTING
NOT TO SCALE



DETAIL

TYPICAL OUTLET MOUNTINGS
NOT TO SCALE

<div>ELECTRICAL DESIGN GROUP BRISBANE PTY LTD ACN 092 710 793</div> <div>TRADING AS: ELECTRICAL DESIGN GROUP</div>	<div>THE COPYRIGHT OF THIS DRAWING REMAINS THE PROPERTY OF THE ELECTRICAL DESIGN GROUP.</div>	<div><div><div><div></div></div><div>ELECTRICAL DESIGN GROUP</div></div><div>ELECTRICAL BUILDING SERVICES CONSULTANTS</div><div>BRISBANE GOLD COAST</div><div>P.O.Box 15, Sherwood Q.4075 Phone: (07) 3278 4375 Email: brisbane@edg.net.au Web: www.edg.net.au</div></div>	<div>DRAWING: KALLANGUR TAVERN</div>	<div>DRAWING: ELECTRICAL SERVICES LEGEND & DETAILS</div>		
	<div>USE FIGURED DIMENSIONS IN PREFERENCE TO SCALE.</div>		<div>1517 ANZAC AVENUE, KALLANGUR</div>	<div>SCALE: NOT TO SCALE AT A1</div>		
	<div>ALL DIMENSIONS TO BE VERIFIED ONSITE.</div>		<div>PROJECT NO: C3648a</div>			
			<div>DRAWING NO: E01</div>			
				<div>REVISION: B</div>		